



**TRAFFORD
COUNCIL**

**AGENDA PAPERS FOR
TRAFFORD COVID-19 PUBLIC ENGAGEMENT BOARD**

Date: Wednesday, 28 July 2021

Time: 10.00 am

Place: Virtual meeting

<https://www.youtube.com/channel/UCjwblOW5x0NSe38sgFU8bKg>

A G E N D A	PART I	Pages
1.	ATTENDANCES	
	To note attendances, including officers, and any apologies for absence.	
2.	DECLARATIONS OF INTEREST	
	Members to give notice of any interest and the nature of that interest relating to any item on the agenda in accordance with the adopted Code of Conduct.	
3.	MINUTES	1 - 4
	To receive and, if so determined, to approve as a correct record the Minutes of the meeting held on 14 th July 2021.	
4.	UPDATE ON THE CURRENT COVID-19 SITUATION IN TRAFFORD	5 - 12
	To receive an update from the Director of Public Health.	
5.	SELF-ISOLATION PATHFINDER UPDATE	
	To receive a verbal update from the Covid-19 Project Manager.	
6.	10 POINT PLAN	
	(a) Mass Testing	
	To receive a verbal update from a Consultant in Public Health.	
	(b) Contact Tracing and Outbreak Management	

To receive a verbal update from a Consultant in Public Health and Operations Manager, Health.

(c) **Mass Vaccination**

To receive a verbal update from the Deputy Medical Director, Trafford CCG.

(d) **Community Engagement**

To receive a verbal update from the Consultant in Public Health.

7. PUBLIC ENGAGEMENT BOARD ACTIVITY

For all Board Members to provide updates on any activity pertaining to the remit of the Board not covered anywhere else on the agenda

8. ANY OTHER BUSINESS

To consider any other items of business not on the agenda which need to be considered by the Board before the next confirmed meeting.

SARA TODD

Chief Executive

Membership of the Committee

Council Leader or named Elected Member, nominated leads from opposition parties
VCSE representatives – including specialists relating to key population groups (older people; BAME; children; mental health , Learning Difficulties), Partnerships lead, Communications lead, Director of Public Health, Director of Adult Social Services, Director for Children's Services, Neighbourhood representatives, Clinical Commissioning Group representative, Trafford Local Care Organisation representative, Healthwatch Representative

Further Information

For help, advice and information about this meeting please contact:

Fabiola Fuschi,

Tel: 07813 397611

Email: Fabiola.fuschi@trafford.gov.uk

This agenda was issued on **26th July 2021** by the Legal and Democratic Services Section, Trafford Council, Trafford Town Hall; Talbot Road, Stretford, Manchester, M32 0TH

WEBCASTING

This meeting will be filmed for live and / or subsequent broadcast on the Council's website and / or YouTube channel <https://www.youtube.com/user/traffordcouncil>

Trafford Covid-19 Public Engagement Board - Wednesday, 28 July 2021

The whole of the meeting will be filmed, except where there are confidential or exempt items.

If you make a representation to the meeting you will be deemed to have consented to being filmed. By entering the body of the Committee Room you are also consenting to being filmed and to the possible use of those images and sound recordings for webcasting and/or training purposes. If you do not wish to have your image captured or if you have any queries regarding webcasting of meetings, please contact the Democratic Services Officer on the above contact number or email democratic.services@trafford.gov.uk

Members of the public may also film or record this meeting. Any person wishing to photograph, film or audio-record a public meeting is requested to inform Democratic Services in order that necessary arrangements can be made for the meeting. Please contact the Democratic Services Officer 48 hours in advance of the meeting if you intend to do this or have any other queries.

This page is intentionally left blank

Document Pack Page 1
Trafford Covid-19 Public Engagement Board

Wednesday 14th July 2021 – 10:00 a.m. – Virtual meeting

Present:

Councillor Freeman (Chair)	Executive Member for Covid-19 Recovery and Reform
Councillor Newgrosh	Leader of the Liberal Democrats Group, Trafford Council
Councillor Acton	Chair of the Overview and Scrutiny Committee, Trafford Council
Councillor Lloyd	Member of the Health Scrutiny Committee, Trafford Council
Councillor Cordingley	Member of the Health Scrutiny Committee, Trafford Council
Councillor Welton	Ward Councillor, Green Party Group
Councillor Blackburn	Shadow Executive Member for Health, Wellbeing, and Equalities
Councillor Akinola	Member of the Health Scrutiny Committee, Trafford Council
Eleanor Roaf	Director of Public Health, Trafford Council
Khan Moghal	Chair, Voice of BME Trafford
George Devlin	Lay Member for Patient and Public Participation, Trafford CCG
Andrew Latham	Chief Officer, HealthWatch Trafford
Ben Wilmott	Covid-19 Senior Project Manager, Trafford Council
Ellie Caddick	Covid-19 Communications Lead, Trafford Council
Nigel Smith	Head of Regulatory Services, Trafford Council
Rebecca Demaine	Associate Director of Commissioning – Primary Care, Trafford CCG
Helen Gollins	Consultant in Public Health, Trafford Council
Kirsty Johnson	Covid-19 Project Manager, Trafford Council
Jilla Burgess-Allen	Consultant in Public Health, Trafford Council
Dorothy Evans	Voluntary, Community Social Enterprise (VCSE) Representative, African Caribbean Care Group
Helen Grant	Strategic Manager Crime and Anti-Social Behaviour, Trafford Council
Kate Murdock	Operations Manager, Health, Trafford Council
Molly Shaw	Governance Services, Trafford Council
Alexander Murray	Governance Officer, Trafford Council

	Item	Decision / Action	Key Person for Action
1.	Welcome and apologies	Apologies were received from Councillor D Western, Councillor Chilton, Sara Radcliffe, Joanne Gibson, Tom Maloney, Michelle Hall	
2.	Minutes	The minutes of the meeting 30 th June 2021 were agreed as an accurate record.	
3.	Membership	There had been no changes to the Membership since the last meeting.	
4.	Update on the current Covid-19 situation in Trafford	<p>The Board agreed to note the update.</p> <p>The following messages were shared with the Board:</p> <p>1. The rates across Trafford are currently the highest they've been throughout the pandemic at rates of 540 per 100,000;</p>	All

		<ol style="list-style-type: none"> 2. The rates are increasing across all age groups; 3. The rates are highest in the under 45s group but particularly in those who are 17-21 year olds; 4. The highest rates are expected in the middle of August; 5. To encourage businesses to allow their staff to continue to work from home, if possible, to minimise the risks; 6. Ensure to take additional care even if vaccinated by avoiding crowded places, keeping outdoors, wearing a mask, keeping up with hand hygiene and working from home. 	
5.	Self-Isolation Pathfinder Update	<p>The Board agreed to note the update.</p> <p>The following messages were shared with the Board:</p> <ol style="list-style-type: none"> 1. The scheme is running from 14th June to 13th September; 2. Providing proactive engagement within specified areas with people who have a positive case of covid-19; 3. It currently covers M15 and M16 postcodes to offer enhanced support i.e.: medicine delivery, mental health support and food provisions; 4. The team have successfully contacted 62% of cases and only 20% have required enhanced support. 	All
6.	10POINT ACTION PLAN		
6a.	Mass Testing	<p>The Board agreed to note the update.</p> <p>The following messages were shared with the Board:</p> <ol style="list-style-type: none"> 1. Everyone needs to keep taking lateral flow tests regularly, as they are only effective when taken on a twice weekly basis; 2. The importance of getting a PCR test when developing symptoms; 3. From 16th August only a PCR test will be required when in close contact with a positive case rather than self-isolating; 4. That if you are struggling to access a PCR test to keep trying as more become available throughout the day or to order a home PCR test kit. 	All
6b.	Contact Tracing and Outbreak Management	<p>The Board agreed to note the update.</p> <p>The following messages were shared with the Board:</p> <ol style="list-style-type: none"> 1. In the last 14 days the Contact Tracing team have worked with 43 schools with positive cases; 	All

		<ol style="list-style-type: none"> 2. The team are continuing to support schools with contact tracing by providing a parallel offer to run alongside the national contact tracing programme. 	
6c.	Mass Vaccination	<p>The Board agreed to note the update. The following messages were shared with the Board:</p> <ol style="list-style-type: none"> 1. 82% of eligible people have received a first dose; 2. 88% have received their second dose; 3. 98.2% care home residents have been vaccinated; 4. That pop up vaccination clinics such as the one at Kellogg's have been a success; 5. There has been a slowing down of the uptake of the vaccine in the younger population so the Communications team is working on some targeted communications. 	All
6d.	Update and escalations from the COVID-19 Community Engagement Group	<p>The Board agreed to note the update. The following messages were shared with the Board:</p> <ol style="list-style-type: none"> 1. The importance of encouraging a healthy lifestyle to promote resilience against Covid-19; 2. Continuing to focus work in the North of the borough where there has been some vaccine hesitancy; 3. Over the next two weeks there is a Greater Manchester initiative which will encourage people to get vaccinated and provide businesses with leaflets promoting the vaccination. 	N/A
6e.	Update and escalations from the Community Enforcement Group	<p>The Board agree to note the update The following messages were shared with the Board:</p> <ol style="list-style-type: none"> 1. That the focus is now more on community engagement rather than enforcement as the restrictions are lifted. 	N/A
7.	Public Engagement Board Activity and Feedback	None	
8.	Any Other Business	None	
9.	Date of Next Meeting	Wednesday 28 th July 2021 at 10:00am	

This page is intentionally left blank

Public Engagement Board

COVID-19 Programme Team

CLT Lead: Eleanor Roaf, Director Public Health Trafford

28 July 2021

Data surveillance update paper to Public Engagement Board

Report Summary:

This paper provides an update on the current data position for COVID-19 within Trafford and provides comparative information with other GM localities. Data insights into any potential trends are provided based on best available public health information and intelligence available.

Overview of the current position:

- There were **1186** confirmed cases during the week ending Wednesday 21 July. The highest number of daily cases during the past week were reported on **Thursday 15 July** with **238** cases.
- Our 7-day case rate has decreased to **499.7/100k** compared with **509.8/100k** in the previous reported week. Most recent data suggests that we may see a further reduction in our case rate.
- We have seen a slight reduction in Trafford's testing rate over the most recent week (currently at **630.2/100k** from **647.9/100k** in the previous week) whilst the average testing rates for the North West and England are increasing. Trafford's positivity rate (**12.3%**) has remained unchanged over the past 6 days.
- Rates remain highest in the 15-29 age group (**1147.3/100k**), slightly increased from the previous week (**1108.9/100k**).
- We have also seen a slight rate increase for Trafford residents aged 60+ over the past week, increasing to a rate of **146.4/100k** from **124.1/100k** in the previous week. The North West average for 60+ residents is at **160.1/100k**.
- Rates have decreased for 10 wards compared with the previous week, however each ward has a rate greater than **360/100k**.
- Rates are highest for wards situated in Trafford's south locality, highest in the Village ward (**656.3/100k**). We have seen a sharp rate reduction for the ward of Timperley in the most recent week, dropping to **475.3/100k** from **816/100k** in the previous week.
- Trafford's case rate has now dropped below the North West (**586.7/100k**) and England (**532.1/100k**) average. Rates for each GM borough have dropped during

the most recent week, however 5/10 boroughs still have rates above **550/100k**. Trafford has the 2nd lowest (behind Bolton) case rate.

- There were **199** COVID-19 admissions during the week ending Sunday 18 July. There were **196** COVID-19 admissions during the previous week (Including Manchester University Foundation Trust, Salford Royal Foundation Trust, Stockport Foundation Trust, and Warrington & Halton Teaching Hospitals Foundation Trust).
-

Along with the rest of Greater Manchester, Trafford was seeing a rise in its case rate throughout June and July. More recent data (last 2 days) suggests that we are seeing a slight rate reduction for each of the 10 GM boroughs. The majority of Trafford's cases are now made up of the Delta variant.

The vaccination programme is progressing well as over **81%** of Trafford residents aged 18 years and over have now been vaccinated, and over **67%** of residents aged 18 years and over have received both vaccination doses. Uptake for the first dose has slowed down since July 1st, increasing by only **0.8%** up to July 23rd. Initially, we were seeing a sharp rise in vaccine uptake for our young adult population (when they became eligible) but this has now started to slowdown. The percentage of residents receiving both vaccine doses increased by **8.5%** between July 1st and July 23rd. All cohort groups 1-9 have been offered their first dose vaccination, over **90%** have received their first dose vaccine. This still leaves a substantial number of people unvaccinated and we are striving to reach at least **95%** in this group. Despite steady improvements, we are still seeing inequalities in vaccine uptake, with lower uptake in some of our more deprived areas and in some minority groups. We have seen rates increase in the Asian/Asian British population in the North of the borough (with uptake now greater than in the White population); rates remain lower in our black/Black British population. We anticipate that inequalities in uptake will widen as the vaccine is rolled out to younger age groups and we are taking steps to reduce this risk. The North of the borough remains our major area of concern both for endemic covid and for serious illness following Covid. We are working with local community groups to increase uptake of vaccination.

As the changes in regulations and the lifting of restrictions have now come into effect (as of **19/07/21**), the major task over the summer is to keep our most vulnerable populations protected. We will be encouraging all health and social care settings to continue to use all the current infection prevention and control measures to keep staff and service users safe. The Covid response team is currently reviewing the isolation exemption guidance, and supporting relevant settings to implement this safely.

Many of Trafford's schools have closed for the summer period. The last 4 weeks have been exceptionally busy for education and early year's settings. Throughout the summer we will be preparing for the next academic term, ensuring that schools are able to test pupils on return and have outbreak plans in place.

We would strongly encourage all residents to take up the offer of vaccination as soon as they are eligible, and to remember the importance of the second dose in protecting

themselves and others. While covid is generally not as serious in younger people, long covid can have a very significant impact, and vaccination protects against this too.

Contact Officer:

Name: Tom Seery, Public Health Data Surveillance Analyst

Tel: 07929876642

Email: Thomas.seery@trafford.gov.uk

1.0 Distribution of COVID-19 cases within Trafford

1.1 Early December saw a gradual increase in cases, rising more sharply near the end of the month and going into early January.

1.2 Trafford's cases started to drop following the national lockdown. We then started to see case rates stall over a 14-day period in mid-late February.

1.3 A drop in the number of daily cases during early March was followed by a 10-day period (March 21st - March 31st) where daily cases increased, increasing our 7-day case rate to greater than 70/100k on March 31st.

1.4 April saw a steady flow of cases, reporting, on average, between 15-20 cases per day.

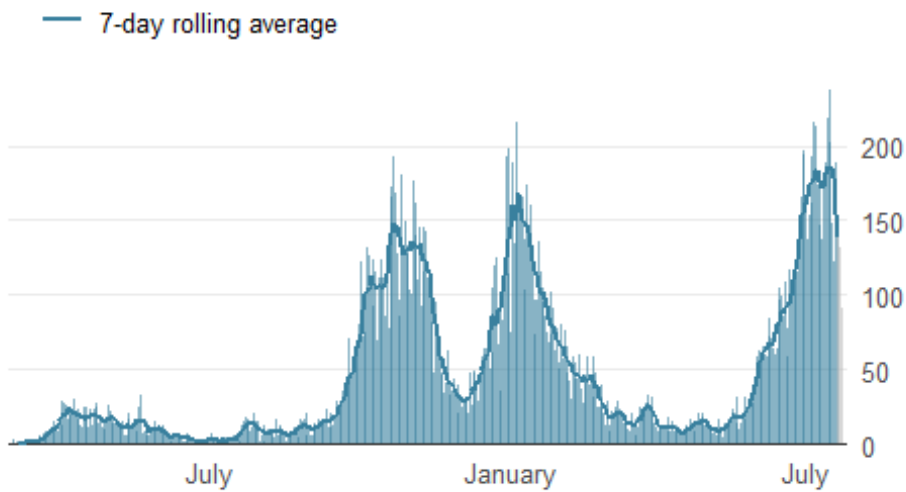
1.5 We started to see volatility in our weekly rates in late April, going into May, however rates remained below a rate of 60/100k.

1.6 We started to see a sharp rise in positive cases from late May, continuing into July, as more than 180 daily cases were being recorded for every 7-day period.

1.7 More recent data indicates that we may see a slight reduction in Trafford's cases rate over the coming days.

Figure 1. Epidemic curve of daily confirmed new cases

Trafford, 02 March to 23 July 2021



1.8 We have seen case rates increase for 3 of Trafford's age groups (15-29, 60-74, and 75+ year olds) over the most recent week, although only a slight increase from the previous week. Rates remain highest for residents aged 15-29 years (**1147.3/100k**).

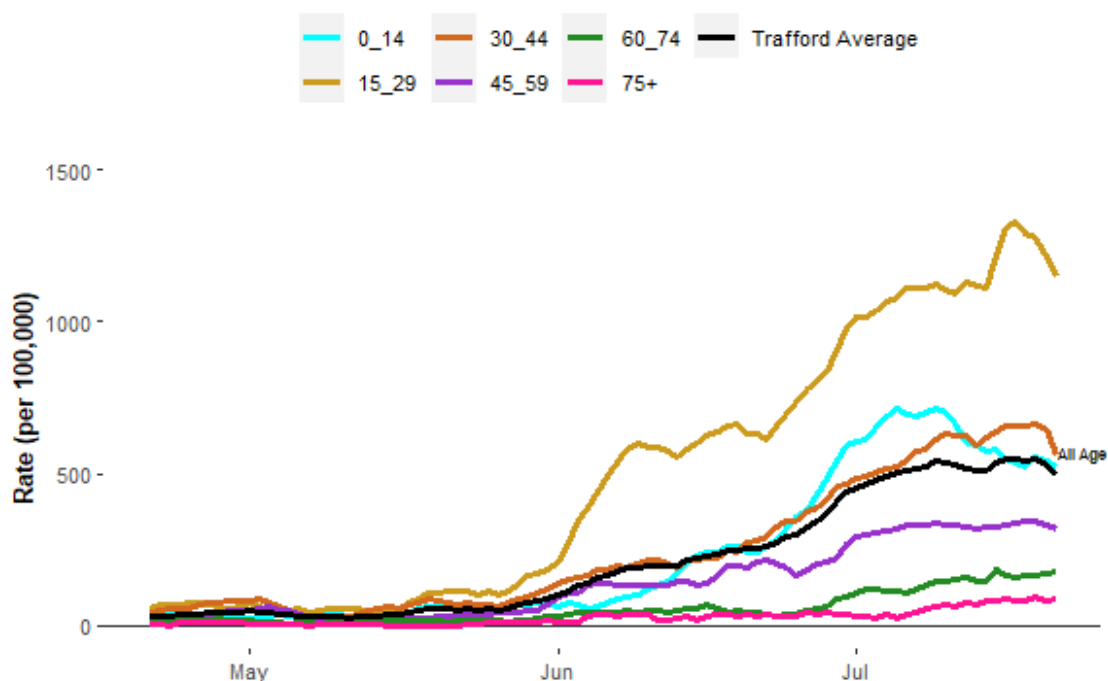
1.9 Among Trafford's 15-29 age group, rates are highest for residents aged 17-24 years.

1.10 We have seen a steady rate increase for residents aged 60+ over the past two weeks. Case rates for 60+ residents is at **146.4/100k** (**124.1/100k** during the previous week) but below the North West average (**160.1/100k**).

1.11 We have seen a steady rate reduction for our young residents (0-14) over the past 10 days. Rates remain highest for 10-14 year olds within this age group.

Figure 2. Age-Specific case rate per 100,000 residents (7-day moving)

Trafford, 21 April to 21 July 2021



1.12 Trafford’s ‘White’ ethnic group, as of week ending July 21, contribute to the highest number of cases (864), followed by the ‘Asian / Asian British’ ethnic group (87).

Table 1. Case count and incidence per 100,000 population by ethnicity

Trafford, 15 July to 21 July 2021

Ethnic Group	n	Rate
Other	17	772.7
Black / Black British	33	504.6
Asian / Asian British	87	484.1
Mixed	28	464.3
White	864	445.7

2.0 Geographical spread of COVID-19 in Trafford

2.1 Rates have decreased for 10 of Trafford's 21 wards during the most recent week. However cases are still spread across the borough with every ward having a case rate greater than **360/100k**.

2.2 Rates are highest for ward's situated in Trafford's south and central localities during the most recent week. Highest in the ward of Village (**656.3/100k**), followed by St Mary's (**610.6/100k**).

2.3 The ward of Timperley has seen the biggest rate reduction (**475.3/100k** from **816/100k**), whilst Hale Central has seen the biggest rate increase (**572.6** from **387.9/100k**) during the most recent week.

3.0 Testing in Trafford

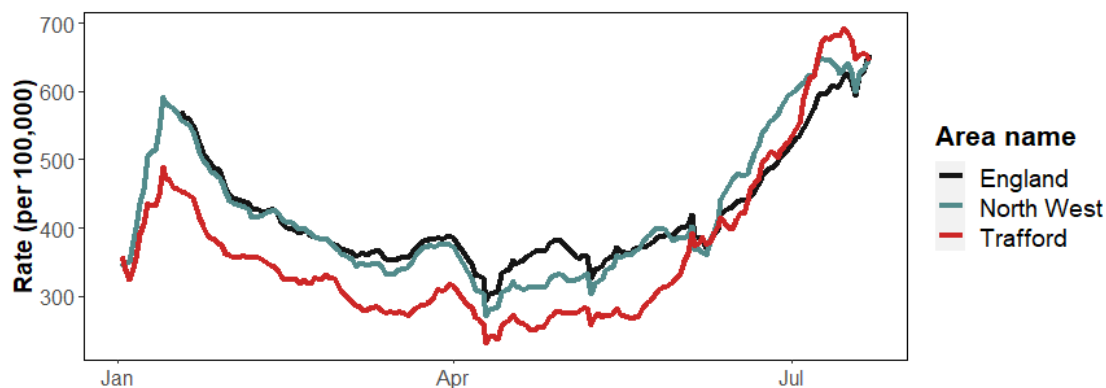
3.1 Over a 7 day period, ending July 21, the majority (**96%**) of COVID tests were conducted in our pillar 2 sites, consisting of all out-of-hospital testing sites. 48 cases were reported from pillar 1 sites.

3.2 Figure 3 shows that Trafford's testing rate reached as high as **690/100k** in mid-July (greater than the North West and England average), however we are starting to see a steady rate reduction as Trafford's testing rate is currently at **630.2/100k**.

3.3 As of July 20, Trafford's 7-day positivity rate sits at **12.3%**, above the England average (**11.9%**) but below the North West average (**13.8%**).

Figure 3. Daily testing rate (7-day average): England, North West, & Trafford

Trafford, 02 January to 22 July 2021



4.0 Comparative data of COVID-19 cases within the local authorities of Greater Manchester

4.1 As presented in figure 3, regional case rates dropped sharply in early February, continuing into March.

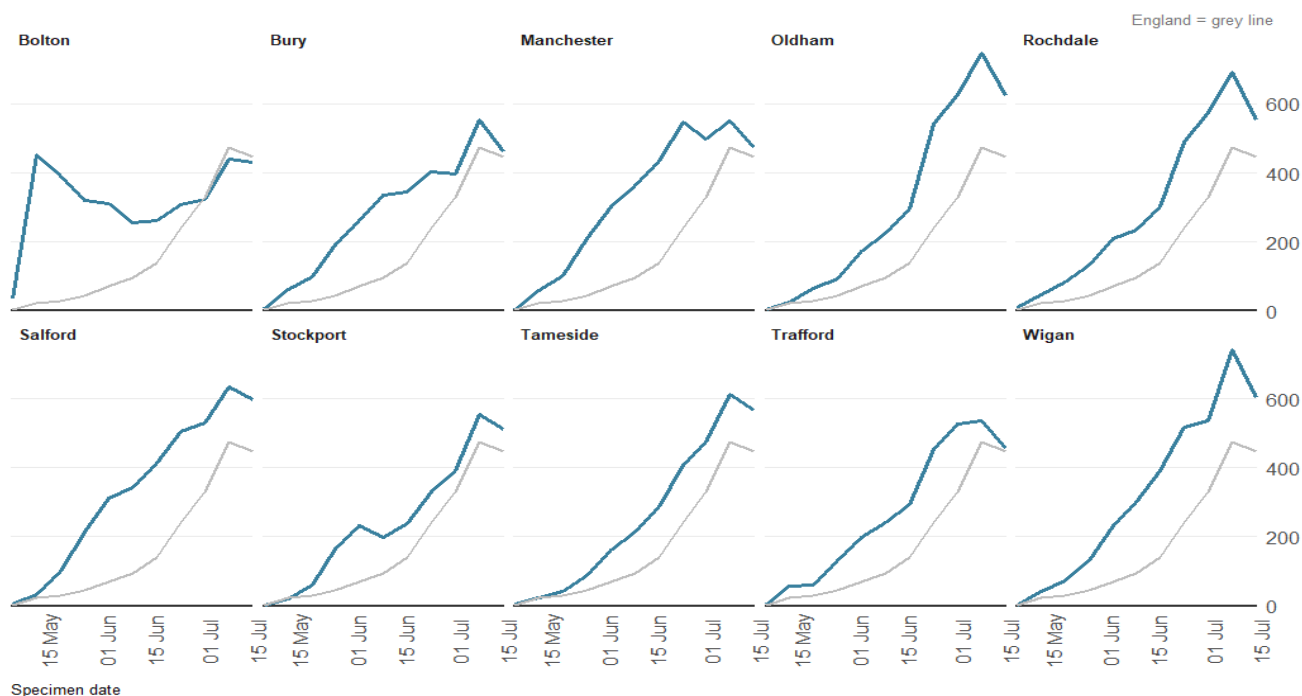
4.2 Due to the low number of positive cases that were being reported throughout April, we started to see volatility in borough rates. However we did see a sharp increase in only Bolton's case rate in mid-April, with their rates increasing above **400/100k** into May.

4.3 Figure 3 shows that rates were increasing for all GM boroughs (apart from Bolton) from early June. Case rates were greater than **700/100** for some GM boroughs during the previous week.

4.4 More recent data indicates that we are seeing a rate reduction for all of the GM boroughs.

Figure 4. Weekly incidence per 100,000 population by local authority

Greater Manchester, 15 May to 22 July 2021

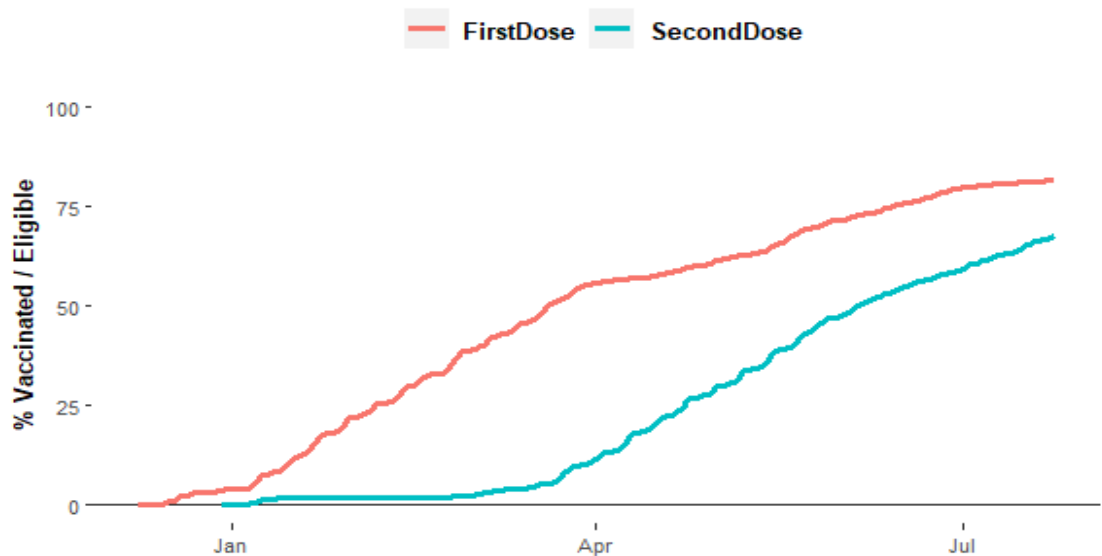


Vaccinations

- The total percentage of Trafford residents (Aged 18+) administered their first vaccine dose on **Saturday 24-07-2021** was **81.6%**.
- The total percentage of Trafford residents (Aged 18+) administered both vaccine doses on **Saturday 24-07-2021** was **67.6%**.

Figure 4. Running total of first and second dose vaccines for Trafford residents (18 years and above)

Trafford, 09 December to 24 July 2021



Source: COVID-19 Situational Awareness Explorer